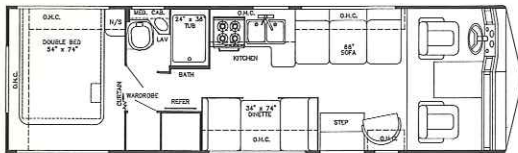




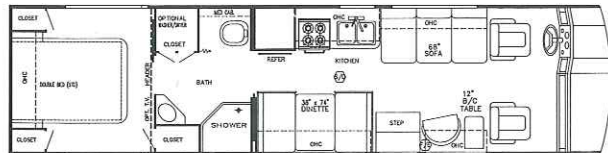
The All-New

# Sun Stream 2000

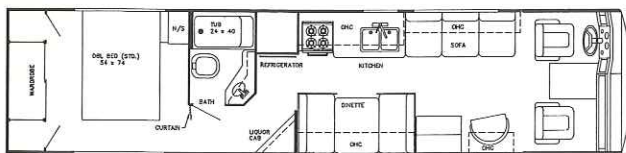
BY GULF STREAM



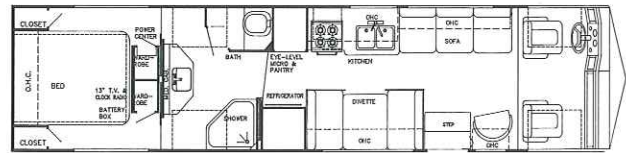
Model 8282



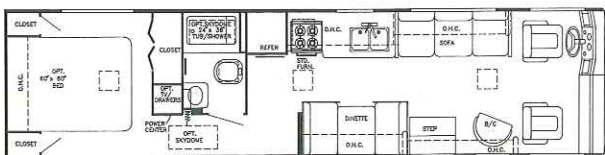
Model 8322 (Spartan Diesel Pusher)



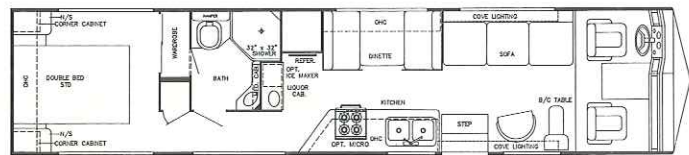
Model 8343



Model 8345



Model 8351 (Oshkosh Diesel Pusher)



Model 8370

## Interior and Decor

- Oak Paneling & Cabinet Doors
- Wrapped Cabinet Stiles
- Metal Drawer Guides w/Nylon Rollers
- Radius Cabinet & Wall Corners
- Solid Oak Coved Formica Countertops
- Custom Solid Oak Dash w/Illuminated Gauges
- Windshield Privacy Drape
- Deluxe Furniture
- 3-Way Driver & Passenger Seats
- Deluxe Carpet W/Pad
- Coordinated Bedspread & Shams
- Lighted Closets
- Decorator Mirror
- Generous Overhead Storage
- Extra-Large Under-Bed Storage

## Exterior and Construction

- Unified Steel Body Structure
- Radiused Laminated Rubber Roof w/Steel Rafters
- Low Profile Transition Radius Roof, Reinforced w/12-Gauge Truss-Styled Structure
- Impact Resistant Polyurethane Automotive-Style Bumpers
- Hinged Exterior Storage Doors
- Heated & Fully Enclosed Holding Tanks
- Super-Structure, Steel Truss-Type Floor System
- Laminated Floors w/Metal Under-Belly
- Laminated 2" Thick Floor, Wall & Roof Construction
- R-7.5 Block Foam Insulation Throughout
- Sidewalls Lag-bolted Every 8" to Floor Structure
- Fully Welded Steel Firewall
- Fiberglass-Impregnated Luan Sidewalls
- Automotive-Styled Aerodynamic Exterior
- Awning Rail
- Lug Wrench and Jack
- Extraordinary Exterior Storage
- Panoramic Windshield
- Tinted Windshield & Windows

## Electrical Systems

- Easy-Access Dual Battery System
- 12-volt, 45-Amp Converter
- Electric Supply Cord
- Electric Overload Protection
- Generator Compartment
- Automotive-Type, Color-Coded Wiring
- Pre-Wired for Stereo Speakers
- Lighted Entry & Aisle Lights
- Directional Reading/Map Lights

## Bath and Water

- Dual Holding Tanks - Approx. 90 Gal.
- Fresh Water Tank - Approx. 24 Gal.
- Demand Water System
- City Water Hook-Up
- Dbl. Stainless Steel Sink
- Sink Covers
- Tub/Shower Combination - Most Models
- Mirrored Medicine Cabinet

## Appliances

- 4-Burner Range
- Lighted Power Range Hood
- Dbl. Door, 2-Way Refrigerator
- Microwave-Ready

## Heating & A/C

- 40,000 BTU Ducted Furnace w/Electric Ignition (Most Models)
- Pre-Wired for Roof A/C

## Deluxe Standard Features

- Driver's Door
- Auto Dash Air Conditioner
- Auto Cruise Control
- Wheel Covers
- AM/FM Cassette w/4 Spkrs.
- Monitor Panel
- Auto. Emergency Start Switch
- Power Vent in Commode
- Converter w/Battery Charger
- Auxiliary Batteries
- Generator Ready
- 85 lb. LP Tank (Most Models)
- Exclusive Gulf Stream Special Handling Package (Opt.)

## Chassis (Most Models)

- 454 C.I.D. V-8 Engine
- Super-Duty Ford w/460 V-8 Engine w/4-Speed Auto. Trans.
- Electronic Ignition
- Power Steering & Brakes
- High-Capacity Auto. Heater
- Tilt Steering Wheel

## Chassis (Model 8322)

- Spartan EC 2000, 16,000 lb. GVWR Chassis w/Cummins 6BT 5.9, 160HP @2500 RPM 400 ft.lb. Torque @1700 RPM Turbo Charged Rear Mounted Diesel Engine
- Allison AT-542 4-Speed Automatic Transmission
- Air Over Hydraulic 15" Dia. Front & Rear Disc Brakes w/Air Actuated, Spring-Applied Parking Brake

## Chassis (Model 8351)

- Oshkosh X-Line Chassis w/6BTA Cummins Diesel Pusher Engine, 190HP @ 2500 RPM, 475 ft.lb. Torque @ 1700 RPM, Turbo Charged and After Cooled

## Spec.'s

- Wheel Base:
  - Model 8282 - 178"
  - Model 8322 - 190"
  - Model 8343 - 208"
  - Model 8345 - 208"
  - Model 8351 - 228"
  - Model 8370 - 208" w/tag
- Exterior Length (approx.):
  - Model 8282 - 28'
  - Model 8322 - 32'
  - Model 8343 - 34'
  - Model 8345 - 34'
  - Model 8351 - 35'
  - Model 8370 - 37'
- Interior Height - approx. 6'-8"
- Exterior Height - approx. 10'3"
- Exterior Width - approx. 8'
- Fuel Tank - approx. 100 Gal. on Oshkosh - approx. 75 Gal. Other Models

For further information and available floorplan options, contact your local dealer or Gulf Stream Coach, Inc. Gulf Stream Coach, Inc. reserves the right to make changes in prices, colors, materials, components and specifications and to discontinue models at any time without notice or obligation. Gulf Stream Coach, Inc. assumes no responsibility for any error in type or print reproduction of specifications or floorplans in this brochure.  
RR 10M SCG 11/91



Your Dealer