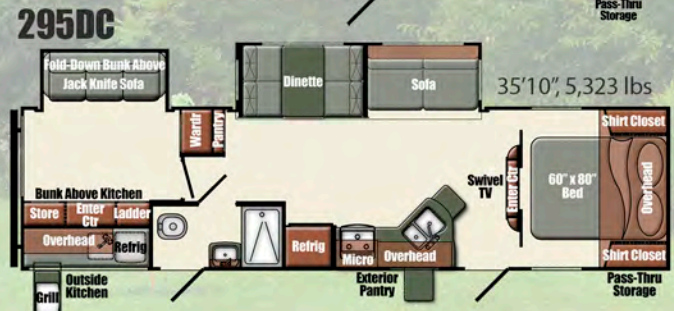
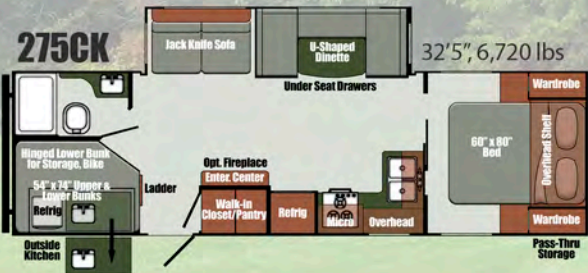
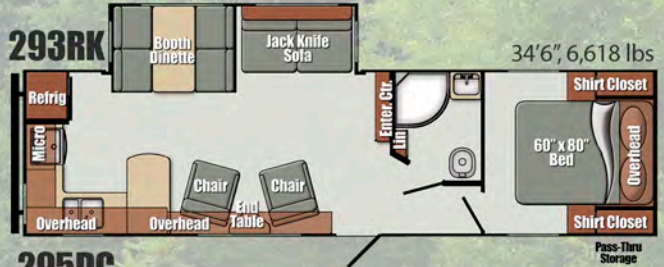
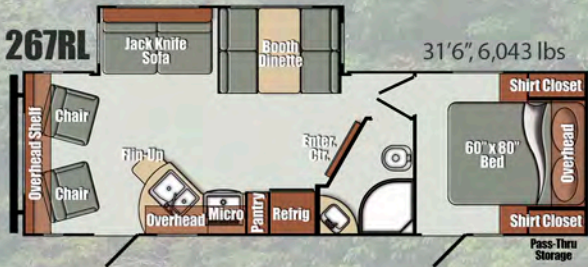
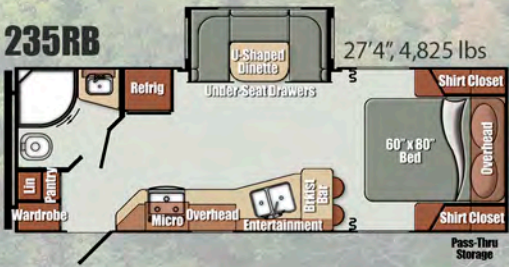


STREAMLITE

Lightweight, high-value, premium-quality, feature-rich travel trailers




Laminated Sidewalls

Our laminated sidewalls combine a light yet resilient welded square-tube aluminum frame and exterior fiberglass with structural, insulating, and decorative layers using advanced heat-resistant adhesives in a vacuum chamber where the layers are bonded into a remarkably light, incredibly strong unit.

The AZDEL Advantage

Key to Streamlite vacuum-bonded sidewalls is a structural layer of AZDEL synthetic composite. AZDEL can't absorb moisture, so it won't rot or mildew, and can't delaminate. It insulates against extremes of temperature and noise, contains no formaldehyde, and weighs half as much as the wood it replaces.



- 1 Gleaming exterior fiberglass
- 2 AZDEL synthetic composite
- 3 Rigid closed-cell foam insulation
- 4 Welded square-tube aluminum skeleton frame
- 5 Structural plywood inner wall
- 6 Decorative easy-care vinyl wallcovering

Quality • Value • Innovation
www.gulfstreamcoach.com



STREAMLITE

Lightweight, high-value, premium-quality, feature-rich travel trailers

Standard Features

Interior

- Solid Wood Stiles
- 'Cipollino Bianco' Laminated Countertop
- Wood Cabinet Doors
- 'Royal Silk' Wall Vinyl
- Accent Walls in Slide Out

Heating & Cooling

- Prewired for Roof A/C
- 20,000 or 30,000 BTU Furnace w/Wall Thermostat

Safety & Miscellaneous

- Triple Entry Step
- Safety Chains
- Break-Away Switch
- Wall Mount Fire Extinguisher
- Combo LP & CO Detector
- Smoke Detector
- 36 gal. Fresh Water, 29 gal. Grey Water, 29 gal. Black Water

Electrical & Power

- Intellitank Monitor Panel
- LED Step Light w/Switch
- Solar Ready Prep
- 30 Amp 30' Power Cord w/Storage (Detachable)
- 35 Amp Converter w/Charger & LED Indicators

Bath

- Medicine Cabinet with Mirror
- Radius Shower Curtain (235RB)
- 34" Radius Shower 235RB)
- 32" Radius Shower (267RL, 293RK)
- 24" x 36" Bath Tub (275CK, 280TB)

Furnishings

- Kids Dinette (280TB)
- Bunk Bed w/38"x74" Mattress (280TB)
- Flip Up Bed w/28"x74" Mattress (280TB)
- 60" x 80" Queen Bed
- Designer Bedspread
- Designer Headboard
- (2) Barrel Chairs (267RL, 293RK)
- Jackknife Sofa (n/a 233CB, 235RB)
- Power Range Hood w/Light

Specifications

Model	233CB	235RB	267RL	275CK	280TB	293RK	295DC
Length	27'1"	27'4"	32'2"	32'5"	34'6"	34'6"	35'10"
Width	96"	96"	96"	96"	96"	96"	96"
Exterior Height	11'2"	11'2"	11'2"	11'2"	11'4"	11'4"	11'6"
Dry Weight	5,496	4,825	6,043	6,720	6,730	6,618	7,323
Hitch Weight	860	596	660	640	760	700	960
Net Carry Capacity	2,364	2,775	3,417	2,620	2,770	2,882	2,437
Fresh Water (Gal)	36	36	36	36	36	36	36
Grey/Black (Gal)	29/29	29/29	29/29	56/29	29/29	29/29	29/29
Water Heater	6 Gal	6 Gal	6 Gal	6 Gal	6 Gal	6 Gal	6 Gal
LP Capacity (lbs)	2 x 20	2 x 20	2 x 20	2 x 20	2 x 20	2 x 20	2 x 20

Exterior

- Outside Kitchen (275CK, 280TB)
- One Piece Vinyl Roof
- Fiberglass Exterior Sidewalls with AZDEL Synthetic Substrate
- Easy Lube Axles
- Gutter Rail w/Down Spouts at Roofline

Included Packages & Options

Ultra Lite Package (Included)

- Heated and Enclosed Underbelly
- Tinted Safety Glass Jalousie Windows
- Glass Shower Door (N/A 280TB)
- Exterior Spray Port
- Ducted 13,500 BTU Roof Air Conditioner
- 6 Gal DSI Gas/Electric Water Heater
- Diamond Plate Rock Guard
- Spare Tire w/Carrier
- 60" x 80" Premium Foam Mattress
- (4) Manual Stabilizer Jacks
- (2) 20 lb. LP Bottles w/Cover
- Full Ball Bearing Drawer Glides
- Decorative Window Treatments w/Pleated Shades
- Decorative Stove Top Backsplash
- LED Interior Lighting
- Slam Latch Baggage Doors w/Magnetic Catch
- Friction Hinge Entry Door
- Flush Mount 3 Burner Range w/Oven & Glass Top
- Microwave
- 6 cu. ft. Double Door Refrigerator
- Cable/Satellite Hook Up
- Tub/Shower Surround
- Large Stonecast Undermount Double Sink
- High Rise Faucet w/Spray Nozzle
- USB Charging Stations
- Power Vent In Bath
- Skylight Over Tub/Shower
- Congoleum Non-Stick Vinyl Flooring
- Foot Flush Toilet
- Underbed Storage w/Shoe Cubbie
- Home Theater Stereo w/Bluetooth & Interior Speakers
- LED Light Bar In Front Pass Thru Storage



Ultra Lite Power Package (Included)

- Electric Awning
- LED Awning Lights w/Speakers
- Power Tongue Jack

Ultra Lite World Package (Included)

- Molded Fiberglass Cap w/LED Light Strips
- Fold-Away Grab Handle
- Solid Surface Countertop w/Sink Covers & Glass Top Range Cover
- Radial Tires w/Aluminum Rims
- Upgraded Exterior

Other Popular Options

- Interior & Exterior TV Mounting Brackets
- Rear Bumper Mount Gas Grill
- Electric Stabilizer Jacks
- Power Tongue Jack
- 19", 32", or 40" HDMI LED TV
- 15,000 BTU Roof Air Conditioner
- Raised Panel Refrigerator Door Inserts
- 8 cu ft. Refrigerator (in place of 6 cu. ft.)
- Bar Stools
- (2) Recliners in place of Barrel Chairs
- Electric Fireplace
- Deluxe Front Overhead Cabinet
- Residential Trifold Sofa in place of Jackknife Sofa
- Freestanding Table w/4 Chairs

The Gulf Stream Coach

**3 Year
Limited
Warranty**



Our exclusive 3-year Limited Warranty gives you peace of mind by covering key structural components (floor, roof, side, front, and rear walls) of your new travel trailer.

In addition, suppliers of other key components also provide enhanced coverage to Gulf Stream Coach customers. Check the full written warranty for complete information.

Your Gulf Stream Coach Dealer:



www.gulfstreamcoach.com
QUALITY • VALUE • INNOVATION