

Vintage CRUISER

The fun of the 50's. the technology of the 21st Century!

Colors, interior design, and graphics of our Vintage Cruisers recall the flat-out fun of the 50's - But don't worry! State-of-the-art luxuries are here too.

Take your pick! Teal and Cream, Crimson and Cream, or the Knotty Pine "Woodie" option - Any way you go, you'll take the fun of the 50's with you.

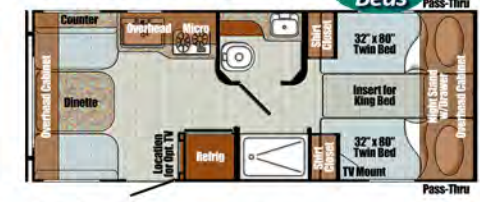
17RWD L: 20'0", Wgt: 2,567 lbs.



17SCD L: 20'0", Wgt: 2,780 lbs.

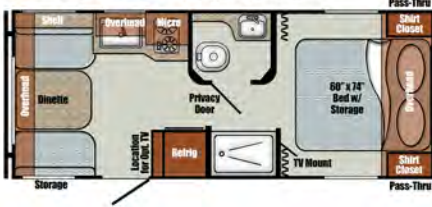


19TWD L: 23'1", Wgt: 3,035 lbs.



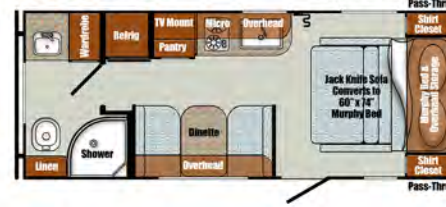
Twin Beds

19ERD L: 23'1", Wgt: 3,090 lbs.



19CSK L: 23'1"

Wgt: 3,059 lbs.



19MBS L: 23'1", Wgt: 3,192 lbs.



Murphy Bed

19RBS L: 23'1", Wgt: 3,119 lbs.



Multi-Year Winner, RVDA Quality Circle Award!

23BHS L: 26'1"

Bunks



Wgt: 4,253

Murphy Bed

23QBS L: 26'1"

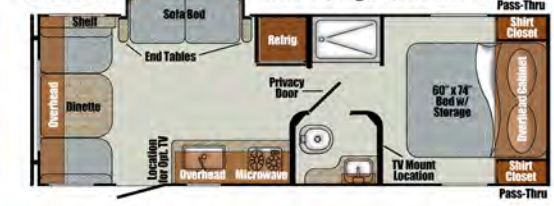
Bunks



Wgt: 4,038

Murphy Bed

23RSS L: 26'1", Wgt: 3,920 lbs.



23TWS L: 26'1", Wgt: 3,835 lbs.

Twin Beds



23MBS L: 26'1"

Wgt: 4,218 lbs.



Murphy Bed

23FBS L: 26'1", Wgt: 4,081



Specifications

Specifications are approximate and subject to change. Check Weight Sticker in unit for actual weights.

Model	17RWD	17SCD	19TWD	19ERD	19CSK	19MBS	19RBS	23BHS	23QBS	23RSS	23TWS	23MBS	23FBS
Length	20'0"	20'0"	23'1"	23'1"	23'1"	23'1"	23'1"	26'1"	26'1"	26'1"	26'1"	26'1"	26'1"
Height w/AC	10'2"	10'2"	10'2"	10'2"	10'2"	10'2"	10'2"	10'6"	10'6"	10'6"	10'6"	10'6"	10'6"
Width	7'6"	7'6"	7'6"	7'6"	7'6"	7'6"	7'6"	7'6"	7'6"	7'6"	7'6"	7'6"	7'6"
Interior Height	83"	83"	83"	83"	83"	83"	83"	83"	83"	83"	83"	83"	83"
Dry Weight lbs.	2,567	2,780	3,035	3,090	3,059	3,192	3,119	4,253	4,038	3,920	3,835	4,218	4,081
Hitch Weight lbs.	240	300	380	370	325	420	390	480	440	420	440	600	520
Carrying Cap. lbs.	1,413	1,520	1,345	1,294	976	1,228	1,261	1,827	2,002	2,140	2,205	1,982	2,039
Fresh Water gal.	27	27	27	27	27	27	27	27	27	27	27	27	27
Grey/Black gal.	33/33	33/33	33/33	33/33	33/33	33/33	33/33	33/33	33/33	33/33	33/33	33/33	33/33
Water Heater gal.	6	6	6	6	6	6	6	6	6	6	6	6	6
Furnace (BTU)	16,000	16,000	20,000	20,000	20,000	20,000	20,000	20,000	20,000	20,000	20,000	20,000	20,000
LP Capacity lbs.	2 x 20	2 x 20	2 x 20	2 x 20	2 x 20	2 x 20	2 x 20	2 x 20	2 x 20	2 x 20	2 x 20	2 x 20	2 x 20



Below: 19ERD in Teal and Cream

Above: 19ERD Dinette surrounded by windows; Teal and Cream interior

Standard Features

Decor

- High-Performance Vinyl Flooring
- Easy-Care Wall & Ceiling Vinyl
- Solid Wood Cabinet Stiles, Pocket-Screwed Frames

Heating & Cooling

- Prewired for Roof Air Conditioner
- 20,000 BTU Furnace w/Wall Thermostat (16,000 BTU on 17RWD, 17SCD, 19CSK)
- 6 Gal DSI Gas Water Heater

Safety

- Break-Away Switch
- E-Z Escape Window
- Safety Chains
- Wall-Mount Fire Extinguisher
- Smoke Detector, Combo LP & CO Detector

Electrical/Power

- Satellite & Cable-Ready Prep
- Multiple USB Charging Ports
- Convenience Switch Panel w/Tank Monitor
- LED Step Light w/Switch
- LED Interior Ceiling Lights
- Non-Directional TV Antenna w/Booster
- Solar-Ready, Back-Up Camera Prep
- 30 Amp 30' Power Cord w/Storage
- 35 Amp Converter/Charger w/LED lights
- Power Range Hood w/Light

Bath

- Foot Flush Toilet
- High Velocity Bath Vent
- Wood Medicine Cabinet w/Mirror
- Seamless Tub/Shower Surround
- Radius Shower Curtain
- 24" x 36" Shower (17RWD, 19ERD, 19TWD, 23RSS, 23TWS)
- 32" Radial Shower (17SCD, 19RBS, 19MBS, 19CSK, 23BHS, 23QBS, 23MBS, 23FBS)

Furnishing

- Booth Dinette (U-Shaped in 23BHS, 23QBS, 23MBS, 23FBS; Sofa Table in 19CSK)
- 60" x 74" Walkaround Bed (19ERD, 19RBS, 19CSK, 23QBS, 23RSS, 23FBS)
- 54" x 74" Corner Bed (17RWD, 17SCD)
- 60" x 74" Murphy Bed w/Sofa (19MBS, 23BHS, 23MBS)
- 32" x 80" Twin Beds w/King Insert (19TWD, 23TWS)
- 28" x 74" Bunks (23BHS, 23QBS)
- Spare Tire Storage under Queen & Murphy Beds
- Jack Knife Sofa (19CSK, 23RSS, 23TWS)

Windows & Doors

- Friction Hinge Entry Door
- Black Radius Tinted Windows
- Radius Storage Doors w/Magnetic Catches & LED Light w/Switch

Exterior

- One Piece Fiberglass Roof, Front/Rear Walls
- Six-Sided Welded Aluminum Frame, Vacuum Bonded Sidewalls
- Laminated Floor w/Lauan Substrate
- Laminated Fiberglass Sidewalls w/exterior layer of Azdel Composite Substrate
- Easy-Lube Axles
- Hitch Light
- LED Running Lights
- (2) 20-lb. LP Tanks with Cover

Popular Options

- 3-Burner Range w/Oven (N/A 17SCD)
- Interior & Exterior TV Mounting Brackets
- 19" LED HDTV
- Rear Bumper Mount Gas Grill
- Power Tongue Jack in place of Manual Jack
- Glass Shower Door (19RBS, 19MBS, 19CSK, 23BHS, 23QBS, 23MBS, 23FBS)
- Soft-Touch Shower Door (17RWD, 19ERD, 19TWD, 23RSS, 23TWS)
- Electric Awning w/LED Awning Light and Outdoor Speakers (Required)

Vintage CRUISER

"Woody" Package Option

We've captured the nostalgic look of a rustic cabin in our "Woody" package with:

- Oyster Painted A-Frame, Bumper, Wheels
- Slate Radius Metal
- Woody Fender Skirts and Graphics
- Hickory Saddle Floor Vinyl
- Southern Pine Sidewalls and Rear Wall
- Southern Pine Cabinets & Cabinet Doors
- Woody Curtain Package



Meet "The Vintage Cruisers"

You'll find this friendly, helpful, active group of over 5,000 Vintage Cruiser owners on Facebook. Just search Facebook for "The Vintage Cruisers." Better yet, choose a Vintage Cruiser of your own and join in the fun!

Vintage Package You get all this! (Included, required)

- Vintage Exterior Graphics
- Vintage Painted Bumper, A-Frame & Radius Metal, Fender Skirts, & Rims
- 14" Radial Tires w/Moon Hubcaps
- Front & Rear Brushed Diamond Plate
- Vintage Custom Comforter w/Vintage Logo Pillow Shams
- Cream Countertop w/Self-Edging
- Bedroom Reading Lights
- Microwave Oven
- 2-Burner Cooktop w/Cover
- 6 cu. ft. Double Door Refrigerator/Freezer (5.0 ft. in 17RWD, 17SCD)
- Vintage Flat Cabinet Doors
- Vintage Dinette
- Vintage Drapes w/Decorative Rods
- Pearl Fabric Shower Curtain
- Vintage Dinette Trumpet Light

Scan the QR code for more images, videos, and specifications



Your Gulf Stream Coach Dealer:



QUALITY • INNOVATION • VALUE

www.gulfstreamcoach.com

503 South Oakland Avenue
Nappanee, IN 46550

Specifications, materials, & standard features are subject to change without further notice. Not responsible for typographical errors. Some items shown are extra cost options. Visit www.gulfstreamcoach.com or check with a local dealer for more info. ©2022 Gulf Stream Coach, Nappanee, IN USA • #VIN052022