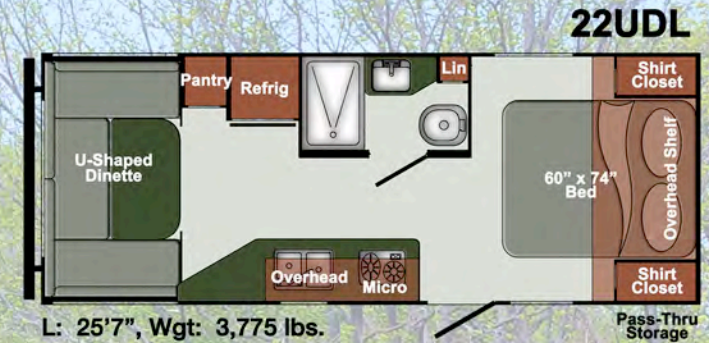
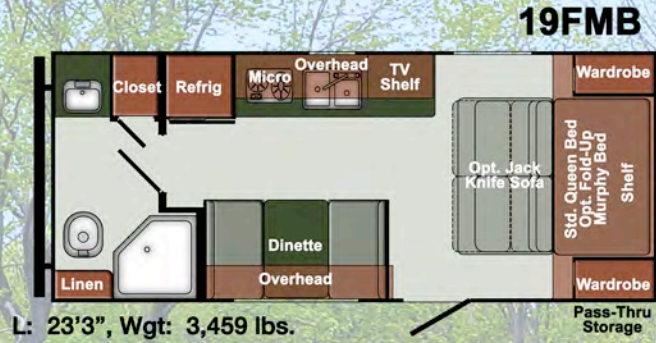
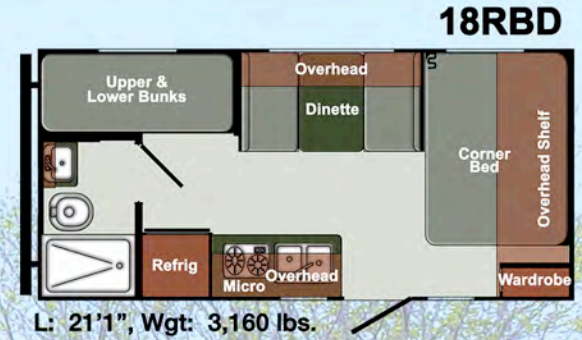


# SVT SPECIAL VALUE SERIES

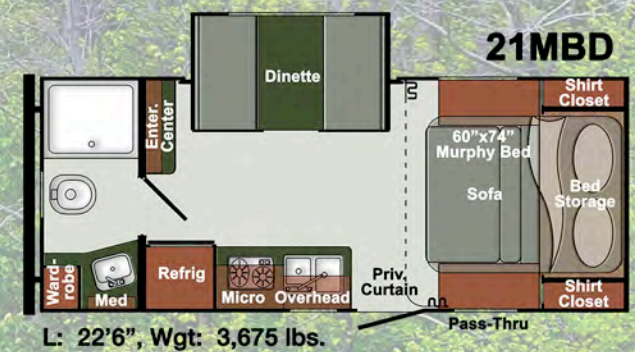
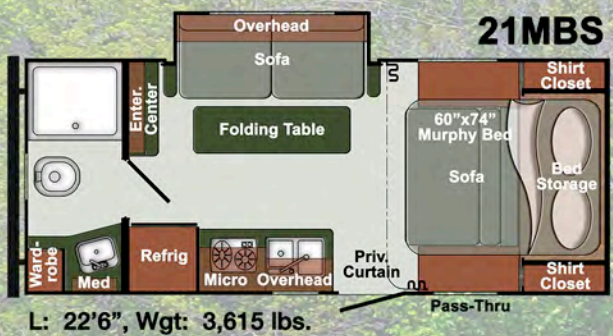
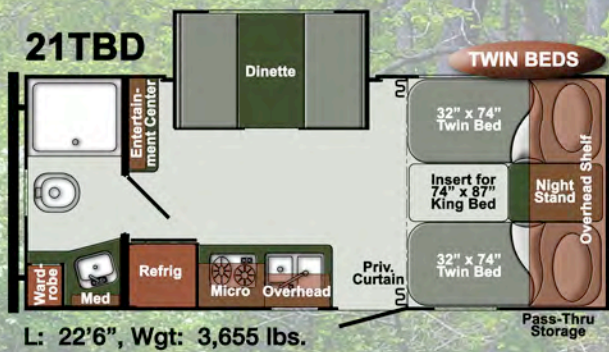
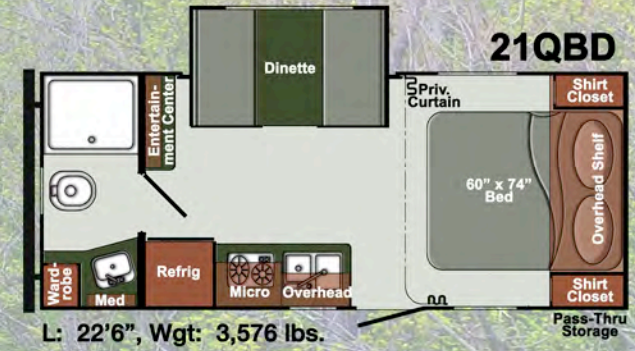
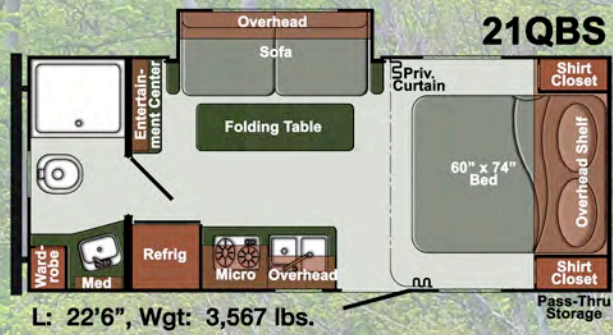
## LIGHT WEIGHT LAMINATED TRAILERS

- Laminated construction with Azdel synthetic composite substrate
- Lightweight welded aluminum frames
- Fully equipped under 4,000 lbs.
- Full 8' wide for more living space
- Well-equipped
- Perfect for downsizers & new RVers
- Flexible, proven, much-loved floor plans



## SVT90 90" WIDE, DOUBLE AXLES

- Laminated construction w/Azdel synthetic composite substrate
- Tons of storage, lots of windows
- Fully equipped under 3,850 lbs.
- 2,800 lb. double axles
- Pass-through storage
- Handy galley kitchen w/big double-bowl sink
- Roomy bath, HUGE shower
- Everything a camping couple needs



# SVT SPECIAL VALUE SERIES

## SVT STANDARD FEATURES

### DECOR

- Designer Window Treatment
- Mini-Blinds throughout
- Easy-Care Vinyl Flooring
- Solid Wood Cabinet Stiles; Wood Cabinet Doors
- "Calcutta" Laminated Countertops
- "Allium Silk" Easy-Care Wall Vinyl
- "Muslin Oka" Ceiling Panel

### HEATING & COOLING

- Prewired for Roof A/C
- 19,000 BTU Gas Furnace (25,000 BTU in 22UDL)

### SAFETY, MISCELLANEOUS

- Fold-Away Safety Grab Handle
- Breakaway Switch
- Safety Chains
- Wall-Mount Fire Extinguisher
- Combo LP & CO Detector
- Smoke Detector

### EXTERIOR

- One-Piece Vinyl Roof
- Fiberglass Exterior Sidewalls Exterior Walls w/Azdel Substrate
- (4) Manual Stabilizer Jacks
- 14" Radial Tires w/Modular Rims (18RBD, 22UDL, all SVT90s,
- 15" Radial Tires (19FMB)
- 2 x 20 lb. LP Tanks

### FURNISHINGS

- Booth Dinette (18RBD, 19FMB, 21MBD, 21QBD, 21TBD)
- U-Shaped Dinette (22UDL)
- 60" x 74" Bed w/Poly Mattress (19FMB, 22UDL, 21QBS, 21QBD)
- 54" x 74" Bed w/Mattress (18RBD)
- Murphy Bed (21MBS, 21MBD)
- Twin Beds (21TBD)
- 24" x 74" Bunk Beds w/Poly Bunk Mattresses (18RBD)
- Comfort Series Jack Knife Sofa (21QBS, 21MBS)

### ELECTRICAL

- TV Antenna w/Power Booster
- Convenience Switch Panel w/Tank Monitor
- 30 Amp 35' Power Cord w/Storage
- 35 Amp Converter w/Charger & LED Indicators

### BATH

- Foot Flush Toilet
- Power Bath Vent
- Medicine Cabinet w/Mirror
- Shower Curtain
- 32" Radial Shower w/Surround (19FMB) or 24" x 36" Bath Tub with Tub Surround (18RBD, 22UDL)
- 30" x 36" Walk-In Shower with Shower Surround (all SVT90s)
- Skylight in Bath

### WINDOWS & DOORS

- 26" x 70" Radius Entry Door w/Deadbolt Lock & Friction Hinge
- Black Radius Tinted Safety Windows
- Deluxe Slam-Latch Luggage Doors

### APPLIANCES

- Power Range Hood w/Light
- 8.0 cu. ft. 12V Refrigerator

### POPULAR BUILD OPTIONS

- Rear Bumper Mount Gas Grill
- 7 cu. ft Gas/Electric Refrigerator in place of 12V Refrig
- Glass Shower Door (19FBM)
- Murphy Bed (19FBM)
- 14" Aluminum Wheels in place of Modular Wheels (18RBD, 22UDL, all SVT90s)
- 15" Aluminum Wheels in place of Modular Wheels (19FMB)

## SVT PACKAGE (included, required)

- Electric Awning w/LED Lights & Speakers
- Power Tongue Jack
- Spare Tire w/Carrier
- Solid Safety Step
- Fold-Away Grab Handle at Entry Door
- Outside Spray Port
- Black Tank Flush
- Tankless Water Heater
- 15,000 BTU Roof Air Conditioner
- Microwave Oven
- 3-Burner Range with Oven
- Home Theater Stereo w/Blue Tooth & Speakers
- 8 cu. ft. 12V Refrigerator
- 100 Watt Solar Panel w/30 Amp Controller
- Interior & Exterior TV Mounting Brackets
- Premium Foam Mattress
- Soft Shower Door (N/A 19FMB)
- Night Shades
- Sink Cover

## SPECIFICATIONS

Model	18RBD	19FMB	22UDL	21MBS	21MBD	21QBS	21QBD	21TBD
Length	21'1"	23'3"	25'5"	22'6"	22'6"	22'6"	22'6"	22'6"
Width	96"	96"	96"	90"	90"	90"	90"	90"
Ext. Height	10'4"	10'6"	10'6"	10'6"	10'6"	10'6"	10'6"	10'6"
Int. Height	80"	80"	80"	80"	80"	80"	80"	80"
Base Weight	3,160	3,459	3,775	3,615	3,675	3,567	3,576	3,655
Hitch Weight	320	370	420	460	460	440	420	460
Net Carry Cap.	740	1,311	3,665	2,445	2,385	2,473	2,444	2,405
Fresh Water	29	48	48	48	48	48	48	48
Grey Tank	33	33	33	33	33	33	33	33
Black Tank	33	33	33	33	33	33	33	33
Furnace	19,000	19,000	25,000	19,000	19,000	19,000	19,000	19,000
Water Heater	Tankless	Tankless	Tankless	Tankless	Tankless	Tankless	Tankless	Tankless
LP Tank	2 x 20	2 x 20	2 x 20	2 x 20	2 x 20	2 x 20	2 x 20	2 x 20



## Relax - You're Covered! With Our Exclusive Three-Year Limited Structural Warranty

In addition to a standard one-year warranty against defects in materials and/or workmanship in construction and original components under normal use, our exclusive Gulf Stream Coach Warranty gives you THREE YEARS of coverage on key structural components (sidewalls, front and rear walls, roof, and floor) of your new travel trailer.

In addition, extended protection is offered by many manufacturers that supply components for SVT trailers, including the refrigerator, antenna, furnace, water heater, awning, air conditioner, range, microwave, and more. See the full warranty statement for details.

Your Gulf Stream Coach Dealer



QUALITY • VALUE • INNOVATION

www.gulfstreamcoach.com • 503 South Oakland Avenue, Nappanee IN 46550

Materials, specifications, standard features, & options are subject to change. Contact your dealer or visit [www.gulfstreamcoach.com](http://www.gulfstreamcoach.com) for more information. #SVT112023