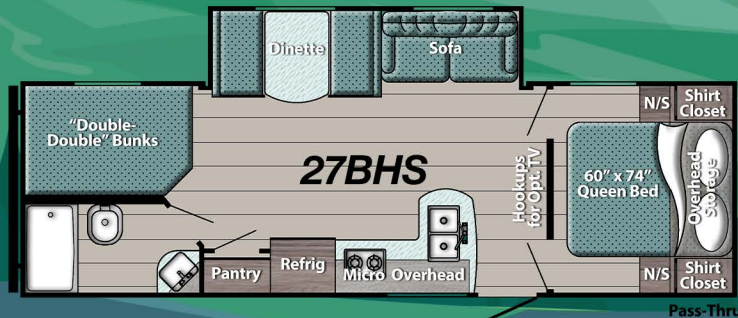
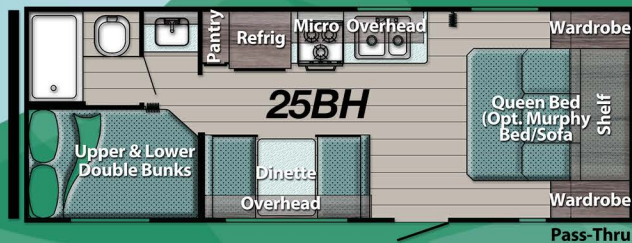
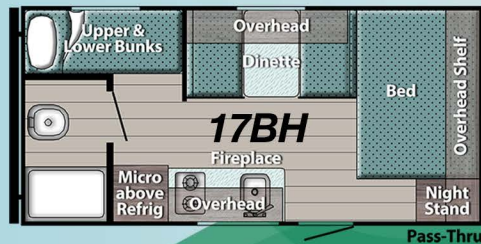


ENLIGHTEN

Floor Plans



Scan
me for
more
info



QUALITY • VALUE • INNOVATION

As our most affordable series, *Enlighten Travel Trailers* have features and floor plans perfect for tight budgets, first-timers, and casual campers.

Standard Features & Packages

Standard Features

- High-Performance Vinyl Flooring
- Fabric-Wrapped Box Valances
- Craft-made Cabinetry w/Designer Pulls
- Easy-Care Wall Vinyl
- Laminated Countertops w/Vinyl T-Molding
- White Kitchen Sink
- 30 Amp Svc w/45 Amp Converter/Charger
- Wall-Mount Fire Extinguisher
- Combo CO/LP Detector
- Smoke Detector
- Monitor Panel
- Pleated Shades
- Seamless Synthetic Vinyl Roof
- Diamond Plate Lower Front
- Radius Safety Glass Windows
- Safety Chains
- Single Entry Step

Convenience Package (required)

- 10 cu. ft. 12V Refrigerator (197BH, 192DS, 19RD, 199RK)
- TV Antenna
- Swing-Away Grab Handle
- Pot & Pan Drawer (189DD, 199DD)

Camping Package (Included, required)

- 2-Burner Gas Cooktop
- Microwave Oven
- Tankless Water Heater
- 13,500 BTU Roof Air Conditioner
- 20 lb. LP Gas Tank
- Shower & Toilet
- (2) Rear Stabilizer Jacks
- Power Awning
- Teddy Bear Mattress(es) (Bunk models)
- Wood Ceiling Trim
- 6'8" Interior Height
- High-Rise Kitchen Faucet
- 26" Friction Hinge Entry Door
- Central Control Panel
- Radial Tires
- LED Interior Lights
- 20,000 BTU Furnace (N/A 177BH, 178RB)
- Multiple USB Ports
- Foot Pad on Front Jack

Popular Options

- Blue Tooth Radio w/2 Interior & 2 Exterior Speakers, plus Prep for Solar Panel & Prep for Backup Camera
- Bedspread
- Spare Tire
- Fiberglass Walls
- Double SolidStep® Entry Step (Std. 14RE)
- 1/2 Outside Kitchen (197BH, 192DS only)
- Front Power Hitch Jack

www.gulfstreamcoach.com
503 S Oakland Ave. • Nappanee, IN 46550

Specifications

	17BH	25BH	27BHS
Length	20'11"	26'7"	29'11"
Width	96"	96"	96"
Height w/AC	10'4"	10'4"	11'1"
Int. Height	6'8"	6'8"	6'8"
Base Weight	2,810	3,899	5,460
Hitch Weight	330	50	670
Net Carry Cap.	1,020	3,601	2,210
Fresh Water	23	23	23
Grey Tank	34	36	33
Black Tank	34	36	34
Furnace BTUs	(Elec. FP)	20K	20K
Water Heater	Tankless	Tankless	Tankless
LP Tank lbs.	20	2x20	2x20